

A Value-Based Longevity Index for Hedging Retirement Income Portfolios

Kevin Krahe, Michael Sherris, Andrés M. Villegas and
Jonathan Ziveyi.

21 - 24 May, 2019



Outline

- **Research Motivation and Background**
- **Value-Based Longevity Index**
 - **Mortality Modelling Framework**
 - **Interest Rate Modelling Framework**
- **Liability Profile**
- **The Hedging Framework**
- **Basis Risk Metrics**
- **Sensitivity Analysis**

Outline

- **Research Motivation and Background**
- Value-Based Longevity Index
 - Mortality Modelling Framework
 - Interest Rate Modelling Framework
- Liability Profile
- The Hedging Framework
- Basis Risk Metrics
- Sensitivity Analysis

Background and Context

- Retirement income providers are heavily exposed to longevity risk.
- The traditional approach to managing longevity risk has involved insurance or reinsurance-based solutions (Coughlan et al., 2011).
- Reinsurers have a limited appetite and capacity to absorb longevity risk (Wadsworth, 2005).
- Global longevity risk exposure is approaching the limit of the global reinsurance capacity (Cairns and El Boukfaoui, 2018).
- The development of a longevity risk transfer market offers a potential solution (Coughlan, 2009; Xu et al., 2017).
- Investors have the potential to earn a risk premium by diversifying into securities with near zero correlation with traditional asset classes (Anderson and Baxter, 2017).

The Case for Index-Based Longevity Hedging

- There are two broad categories of hedging longevity risk: customised (indemnity-based) hedges and standardised (index-based) hedges.
- To date, customised transactions have dominated the longevity market (Anderson and Baxter, 2017).
- Indemnity-based hedges have drawbacks (Coughlan, 2009):
 - Disclosure of pension fund/annuity book data,
 - Complex for capital markets to analyse transactions and manage risks,
 - Lack of transparency,
 - Discourages investment and market liquidity, and
 - High cost of hedging for retirement income providers.
- Standardised hedges overcome these shortcomings (Villegas et al., 2017).
- However, they are subject to basis risk (Coughlan et al., 2007).

Barriers to Index-Based Longevity Hedging

1. Availability of a **longevity index** that closely tracks the value of longevity-linked liabilities (Sweeting, 2010).
 - Retirement income providers are exposed to longevity risk, interest rate risk and inflation risk (Towers Watson, 2013)
 - Value-based longevity indices offer a potential solution (Sherris 2009; Chang and Sherris, 2018).
 2. **Basis risk.** (Li et al., 2017)
 - Materiality of the residual risk exposure.
 - Robust basis risk quantification framework for the proposed longevity index that can be applied to individual retirement income portfolios.
- Research motivation: to incentivise and accelerate the transition towards index-based longevity hedging by addressing these two issues.

Outline

- Research Motivation and Background
- **Value-Based Longevity Index**
 - Mortality Modelling Framework
 - Interest Rate Modelling Framework
- Liability Profile
- The Hedging Framework
- Basis Risk Metrics
- Sensitivity Analysis

Value-Based Longevity Index

- We consider a value-based index, $I_{x,t}$, which quantifies the expected present value of a unit of longevity and inflation indexed income paid annually in arrears to a cohort aged, x , at initial time, t .
- The value of the index is represented as

$$I_{x,t} = \sum_{i=1}^{\omega-x} S^R(x, t, t+i) \times P_R(t, t+i),$$

where

- ω is the maximum attainable age,
- $S^R(x, t, t+i)$ denotes the i year survival probability of the population underlying the index, forecast using mortality modelling frameworks, and
- $P_R(t, t+i)$ denotes the time t price of an inflation-indexed zero coupon bond making a single unit payment at time $t+i$, forecast using interest rate modelling frameworks.

Mortality Data

- Reference population data: US population level mortality data sourced from the Human Mortality Database (HMD).
- Book population data: US annuitant mortality data sourced from the United States Mortality Database. States in the highest income quintile (Small Area Income and Poverty Estimates Program) are used to approximate annuitant mortality.

Joint Affine Term Structure Model

- We adopt a multi-factor joint Affine Term Structure Model (ATSM) for mortality, as developed in Xu et al. (2017).
- The average force of mortality of the reference population (R) and book population (B) for a given age x at initial time t are modelled as affine functions of latent time-varying factors.

$$\bar{\mu}_{x,t}^R(T) = \frac{1 - e^{-\phi_1(T-t)}}{\phi_1(T-t)} C_{x,t} + \frac{1 - e^{-\phi_2(T-t)}}{\phi_2(T-t)} R_{x,t} - \frac{A_t^R(t, T)}{(T-t)},$$
$$\bar{\mu}_{x,t}^B(T) = \frac{1 - e^{-\phi_1(T-t)}}{\phi_1(T-t)} C_{x,t} + \frac{1 - e^{-\phi_3(T-t)}}{\phi_3(T-t)} B_{x,t} - \frac{A_t^B(t, T)}{(T-t)}.$$

- The “common” factor $C_{x,t}$ impacts the mortality of both populations, while the “local” factors $R_{x,t}$ and $B_{x,t}$ only impact reference and book mortality respectively.
- The factors are independent of each other.

M7-M5 Mortality Model

- For the discrete-time framework, the M7-M5 model advocated in Li et al. (2017) is adopted.
- Reference population mortality:

$$\text{logit}(q_{x,t}^R) = \kappa_{t,1}^R + (x - \bar{x})\kappa_{t,2}^R + ((x - \bar{x})^2 - \sigma_x^2)\kappa_{t,3}^R + \gamma_{t-x}^R,$$

- Difference between the book and reference mortality rates:

$$\text{logit}(q_{x,t}^B) - \text{logit}(q_{x,t}^R) = \kappa_{t,1}^B + (x - \bar{x})\kappa_{t,2}^B,$$

where

- $q_{x,t}^R$ and $q_{x,t}^B$ are the year t age x mortality rates in the reference and book populations respectively,
- $\kappa_{t,1}^R$, $\kappa_{t,2}^R$ and $\kappa_{t,3}^R$ are factors corresponding to the reference mortality curve's level, slope and curvature respectively,
- $\kappa_{t,1}^B$ and $\kappa_{t,2}^B$ explain the difference in logit mortality rates,
- γ_{t-x}^R is the cohort effect for those born in year $t - x$ in the reference population, while \bar{x} and σ_x^2 denote the sample age mean and variance.

Dynamic Nelson Siegel Model

- We use the Dynamic Nelson Siegel (DNS) interest rate model developed in Diebold and Li (2006).
- The yield function of the model is:

$$y_t(\tau) = L_t + S_t\left(\frac{1 - e^{-\lambda\tau}}{\lambda\tau}\right) + C_t\left(\frac{1 - e^{-\lambda\tau}}{\lambda\tau} - e^{-\lambda\tau}\right),$$

where $y_t(\tau)$ is the zero coupon yield with τ months to maturity at time t , L_t , S_t and C_t are the latent time-varying level, slope and curvature factors respectively and λ is the Nelson Siegel parameter.

- The nominal (N) interest rate model is calibrated using US Treasury security yields with maturities ranging from 1 month to 30 years.
- The real (R) interest rate model is calibrated using US Treasury Inflation Protected Security (TIPS) yields with maturities of ranging from 5 years to 30 years.

Outline

- Research Motivation and Background
- Value-Based Longevity Index
 - Mortality Modelling Framework
 - Interest Rate Modelling Framework
- **Liability Profile**
- The Hedging Framework
- Basis Risk Metrics
- Sensitivity Analysis

Liability Profile

- We consider a closed annuity pool comprising of individuals from a single cohort initially aged x in year t who are promised \$1 of inflation-indexed income per year upon survival from ages $x + 1$ to the maximum attainable age, ω .
- The present value of the retirement income portfolio liability is

$$PV(\text{Unhedged Portfolio}) = \sum_{i=1}^{\omega-x} I_{x+i,t+i}^B \times P_R(t, t+i),$$

where $I_{x+i,t+i}^B$ is the number of surviving annuitants (aged $x + i$ at time $t + i$) and this is dependent on the simulated book population mortality dynamics generated by the mortality model.

- Binomial sampling of deaths used to reflect the sampling variability in a finite book size: $D_{x,t}^B \sim \text{Bin}(E_{x,t}^B, q_{x,t}^B)$ where $q_{x,t}^B$ is simulated for each path.

Outline

- Research Motivation and Background
- Value-Based Longevity Index
 - Mortality Modelling Framework
 - Interest Rate Modelling Framework
- Liability Profile
- **The Hedging Framework**
- Basis Risk Metrics
- Sensitivity Analysis

Index Swap Instrument

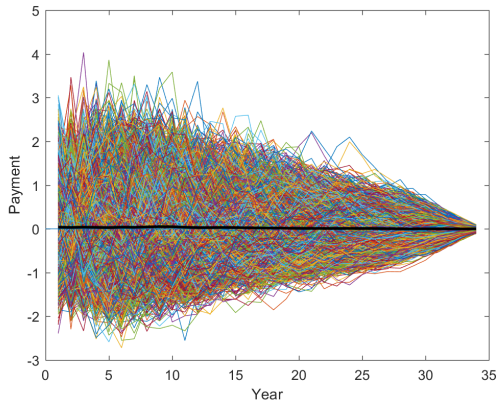
- An annually-settled index swap trades in the longevity risk transfer market where at time $t + i$, the fixed leg pays the i year forward index value $I_{x+i,t+i}^f$ while the floating leg pays the realised index value $I_{x+i,t+i}$.
- The random present value of the swap for the payer of the fixed leg (e.g., a pension fund looking to hedge) is:

$$PV(\text{Index Swap}) = \sum_{i=1}^{\omega-x-1} (I_{x+i,t+i} - I_{x+i,t+i}^f) \times P_N(t, t+i),$$

where the forward values $I_{x+i,t+i}^f$ are computed from central forecasts, while the realised index values $I_{x+i,t+i}$ are simulated.

Simulated Swap Payments

Figure 1: Simulated swap payments for the reference population cohort initially aged 65 (joint ATSM, 10,000 simulations)



Hedge Construction

- The random present value of the annuity provider's aggregate portfolio can therefore be expressed as:

$$PV(\text{Hedged Portfolio}) = PV(\text{Unhedged Portfolio}) + PV(\text{Swap}),$$

$$= \sum_{i=1}^{\omega-x} I_{x+i,t+i}^B P_R(t, t+i) + w_0 \sum_{i=1}^{\omega-x} (I_{x+i,t+i} - I_{x+i,t+i}^f) P_N(t, t+i),$$

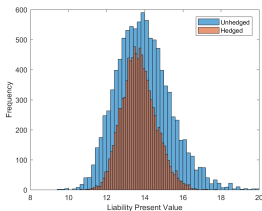
where w_0 refers to the notional amount of the longevity swap which is estimated using numerical optimisation with an objective to minimise the variance of the hedged portfolio's present value as in Li et al. (2017).

Outline

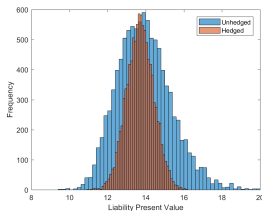
- Research Motivation and Background
- Value-Based Longevity Index
 - Mortality Modelling Framework
 - Interest Rate Modelling Framework
- Liability Profile
- The Hedging Framework
- **Basis Risk Metrics**
- Sensitivity Analysis

Liability present value distributions by hedging index

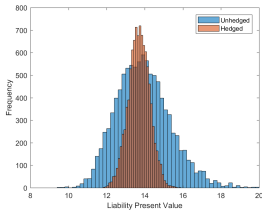
(a) Survival index



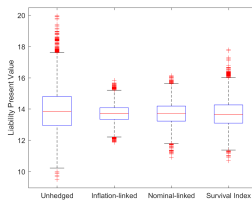
(b) Nominal-linked index



(c) Inflation-linked index



(d) Box and whisker plot



Longevity Risk Reduction

- We define our Longevity Risk Reduction metric as

$$\left(1 - \frac{\rho(\text{Hedged Portfolio})}{\rho(\text{Unhedged Portfolio})}\right) \times 100\%,$$

where the risk measures ρ is set to the portfolio variance as in Cairns et al., (2014).

Table 1: Longevity risk reduction: percentage reduction in variance showing the greater effectiveness of the inflation-linked value-based longevity index relative to alternate indices (joint ATSM)

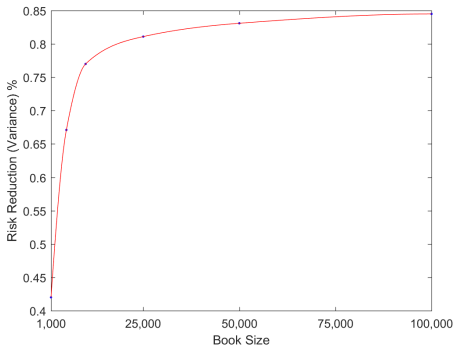
Hedging Index	Book Size		
	1,000	10,000	100,000
Survival index $I_{x,t}^0$	31.52	54.07	58.71
Nominal-linked value index $I_{x,t}^1$	37.82	67.24	74.07
Inflation-linked value index $I_{x,t}$	42.67	77.43	84.58

Outline

- Research Motivation and Background
- Value-Based Longevity Index
 - Mortality Modelling Framework
 - Interest Rate Modelling Framework
- Liability Profile
- The Hedging Framework
- Basis Risk Metrics
- **Sensitivity Analysis**

Book Size

Figure 3: Hedge efficiency by book size indicating the diminishing marginal benefit of increasing book size (joint ATSM)



Mortality Model Comparison

Table 2: Inflation-linked value-based longevity index: model hedge effective comparison indicating similar overall outcomes across the two mortality modelling frameworks (percentage reduction in variance, 100,000 lives)

	Joint ATSM	M7-M5 model
w_0 calibrated by same model	84.58%	85.51%
w_0 calibrated by alternate model	84.27%	85.11%

Limitations and Scope for Future Research

- Book population data: older ages and real annuitant mortality
- Application to realistic retirement income portfolios consisting of open-ended pension funds with multiple cohorts
- Dynamic hedging

Questions and Comments?

j.ziveyi@unsw.edu.au

References

- D. Anderson and S. Baxter. Longevity risk transfer. In *The Palgrave Handbook of Unconventional Risk Transfer*, pages 375-434. Springer, 2017.
- A. J. Cairns and G. El Boukfaoui. Basis risk in index based longevity hedges: a guide for longevity hedgers. *North American Actuarial Journal*, 2018.
- Chang, Y. and M. Sherris 2018. Longevity risk management and the development of a value-based longevity index. *Risks*, 6(1):10
- Coughlan, G. 2009. Longevity risk transfer: Indices and capital market solutions. *The Handbook of Insurance-Linked Securities*, Pp. 261-281.
- G. Coughlan, D. Epstein, A. Sinha, and P. Honig. q-forwards: Derivatives for transferring longevity and mortality risks. JPMorgan Pension Advisory Group, London, July, 2, 2007.

References

- G. D. Coughlan, M. Khalaf-Allah, Y. Ye, S. Kumar, A. J. Cairns, D. Blake, and K. Dowd. Longevity hedging 101: A framework for longevity basis risk analysis and hedge effectiveness. *North American Actuarial Journal*, 15(2):150-176, 2011.
- F. X. Diebold and C. Li. Forecasting the term structure of government bond yields. *Journal of econometrics*, 130(2):337-364, 2006.
- Human Mortality Database. University of California, Berkeley (USA), and Max Planck Institute for Demographic Research (Germany). www.mortality.org/, 2018.
- S. Haberman, P. Millossovich, V. Kaishev, S. Baxter, A. Gaches, S. Gunnlaugsson, and M. Sison. Longevity basis risk a methodology for assessing basis risk. 2014.

References

- Joint Forum. Longevity risk transfer markets: market structure, growth drivers and impediments, and potential risks. Technical report, Basel Committee on Banking Supervision, 2013.
- Li, J., J. S.-H. Li, L. Tickle, and C. I. Tan 2017. Assessing basis risk for longevity transactions.
- Small Area Income and Poverty Estimates Program. United States Census Bureau. <https://www.census.gov/en.html>, 2018.
- M. Sherris. Australian longevity index: A technical note. Technical report, Working paper, Australian Institute of Population Ageing Research, Australian School of Business, 2009
- P. Sweeting. Longevity indices and pension fund risk. Technical report, Pension Institute Discussion Paper PI-1004, 2010.

References

- Towers Watson. Longevity hedging the next step on your Idr journey. Technical report, 2013.
- United States Mortality Database. University of California, Berkeley (USA). <https://usa.mortality.org/>, 2018.
- A. M. Villegas, S. Haberman, V. K. Kaishev, and P. Millosovich. A comparative study of two-population models for the assessment of basis risk in longevity hedges. *ASTIN Bulletin: The Journal of the IAA*, 47(3):631-679, 2017.
- M. Wadsworth. The pension annuity market: Further research into supply and constraints. Association of British Insurers, London, 2005.
- Xu, Y., M. Sherris, and J. Ziveyi 2017. Market price of longevity risk for a multi-cohort mortality model with application to longevity bond option pricing. In *Workshop: Risk: Modelling*.